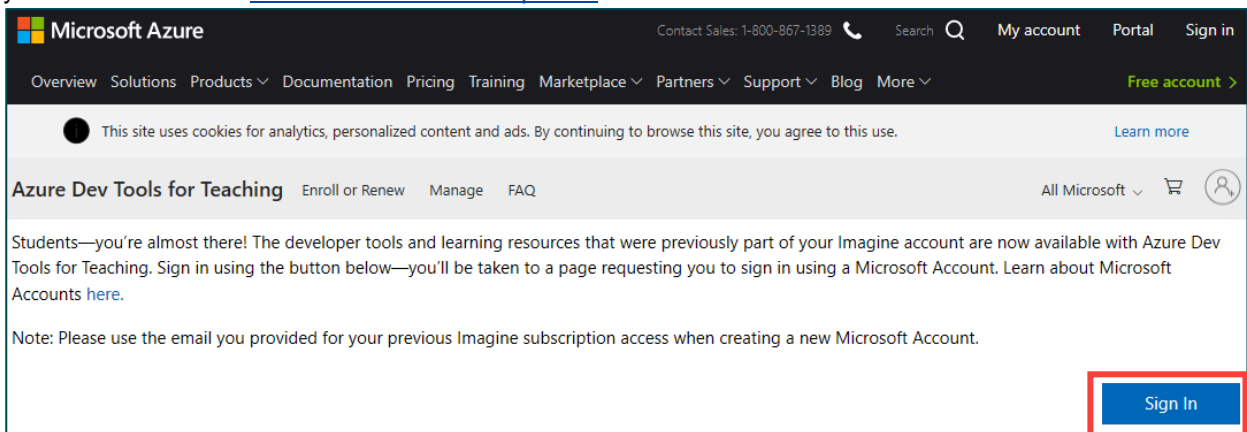


## Microsoft Azure – Download software

Microsoft Azure has replaced what was previously called Microsoft Imagine where students from Sofiendalsvej and Hobrovej can download software that they need during their education.

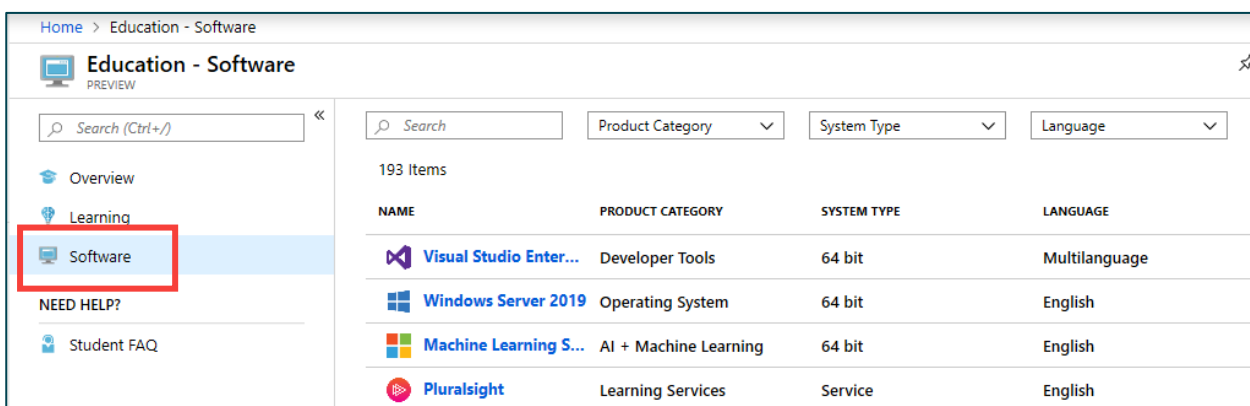
Link to Microsoft Azure <https://aka.ms/devtoolsforteaching>

1. Then click **Sign In** and use your UCN username and password. If you have problems regarding login you need to contact [UCN servicecenter HelpDesk](#)







The screenshot shows the Microsoft Azure website interface. At the top, there is a navigation bar with the Microsoft Azure logo, contact information (1-800-867-1389), a search bar, and links for 'My account', 'Portal', and 'Sign in'. Below the navigation bar, there is a secondary menu with links for 'Overview', 'Solutions', 'Products', 'Documentation', 'Pricing', 'Training', 'Marketplace', 'Partners', 'Support', 'Blog', and 'More'. A cookie consent banner is visible, stating 'This site uses cookies for analytics, personalized content and ads. By continuing to browse this site, you agree to this use.' The main content area is titled 'Azure Dev Tools for Teaching' and includes links for 'Enroll or Renew', 'Manage', and 'FAQ'. A message informs users that developer tools and learning resources are now available with Azure Dev Tools for Teaching and that they should sign in using a Microsoft Account. A 'Sign In' button is highlighted with a red box in the bottom right corner.

2. Now click on **Software** to see what software you have access to download

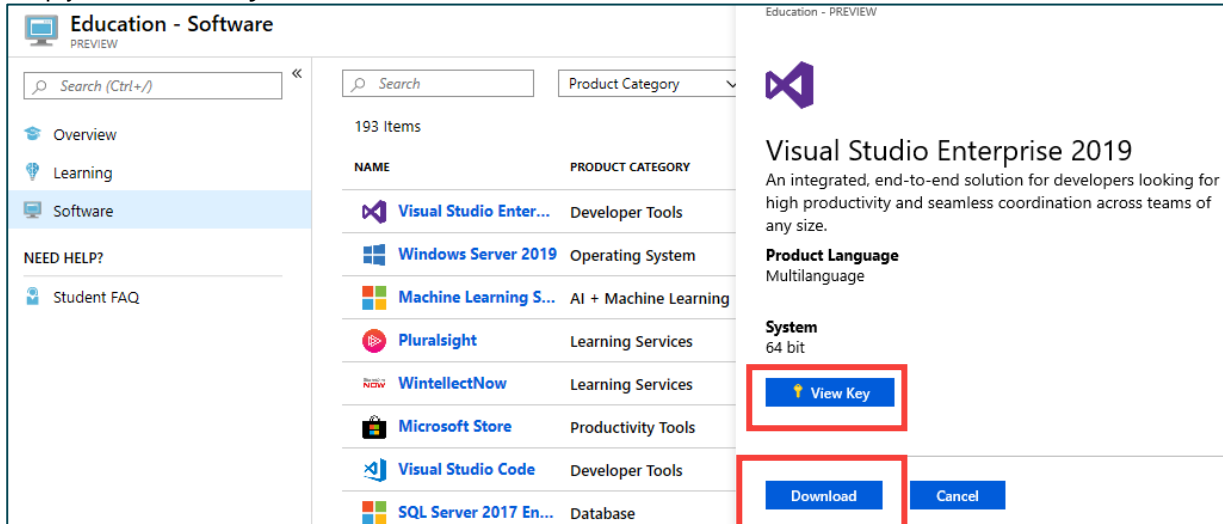


The screenshot shows the 'Education - Software' page in the Microsoft Azure portal. The page has a breadcrumb trail 'Home > Education - Software'. The main heading is 'Education - Software' with a 'PREVIEW' label. There is a search bar and filters for 'Product Category', 'System Type', and 'Language'. Below the filters, it indicates '193 Items'. A table lists the available software items:

NAME	PRODUCT CATEGORY	SYSTEM TYPE	LANGUAGE
 Visual Studio Enter...	Developer Tools	64 bit	Multilanguage
 Windows Server 2019	Operating System	64 bit	English
 Machine Learning S...	AI + Machine Learning	64 bit	English
 Pluralsight	Learning Services	Service	English

The 'Software' link in the left-hand navigation menu is highlighted with a red box.

- To download just click on the software you wish and then click **Download**. To view the license key simply click **View Key**



If you have any problems downloading a software or a license key, you can find help under **Students FAQ**, and if you can not find the answer there, you need to contact Microsoft support

